

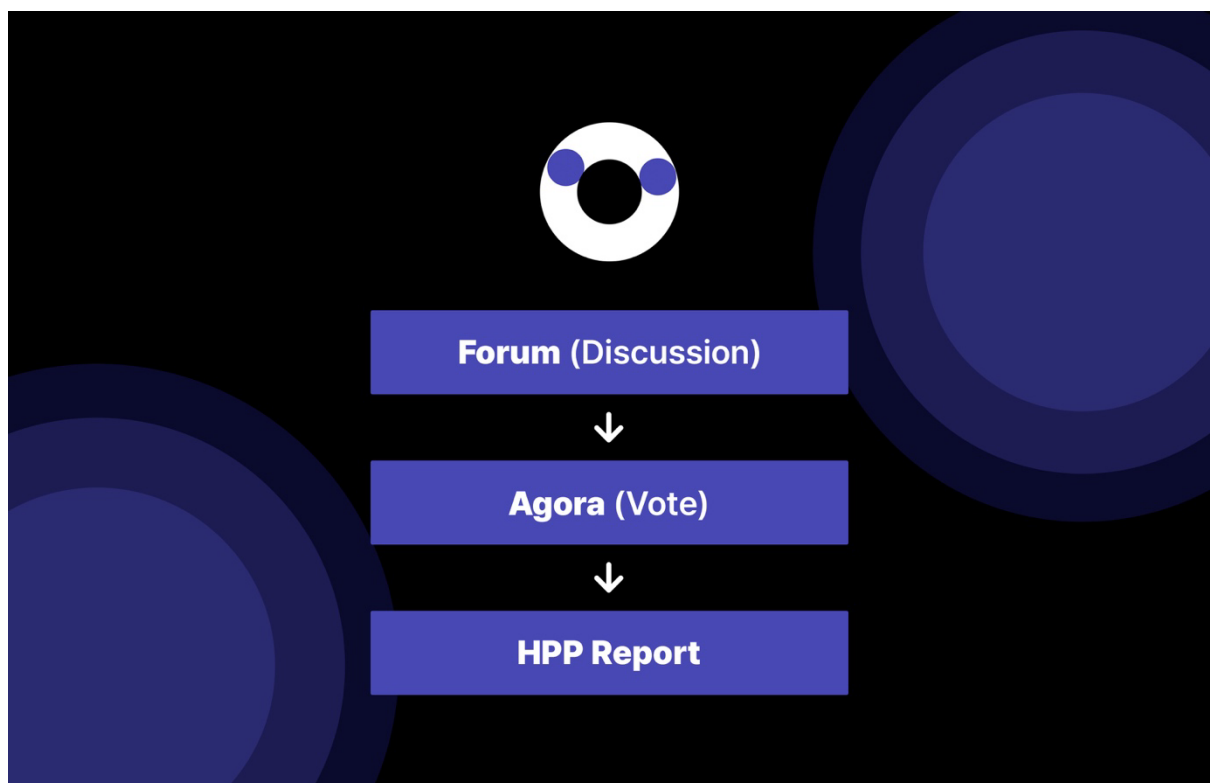


HPP DAO Step-by-Step Guide

HPP DAO Official Participation Guide

To participate in HPP DAO, you need:

1. A wallet connected to the HPP ecosystem
2. Access to the [HPP Portal](#)
3. An [HPP Forum account](#)
4. Staked HPP, if voting eligibility requires [staking](#)
5. A clear understanding of where discussions happen and where decisions are made

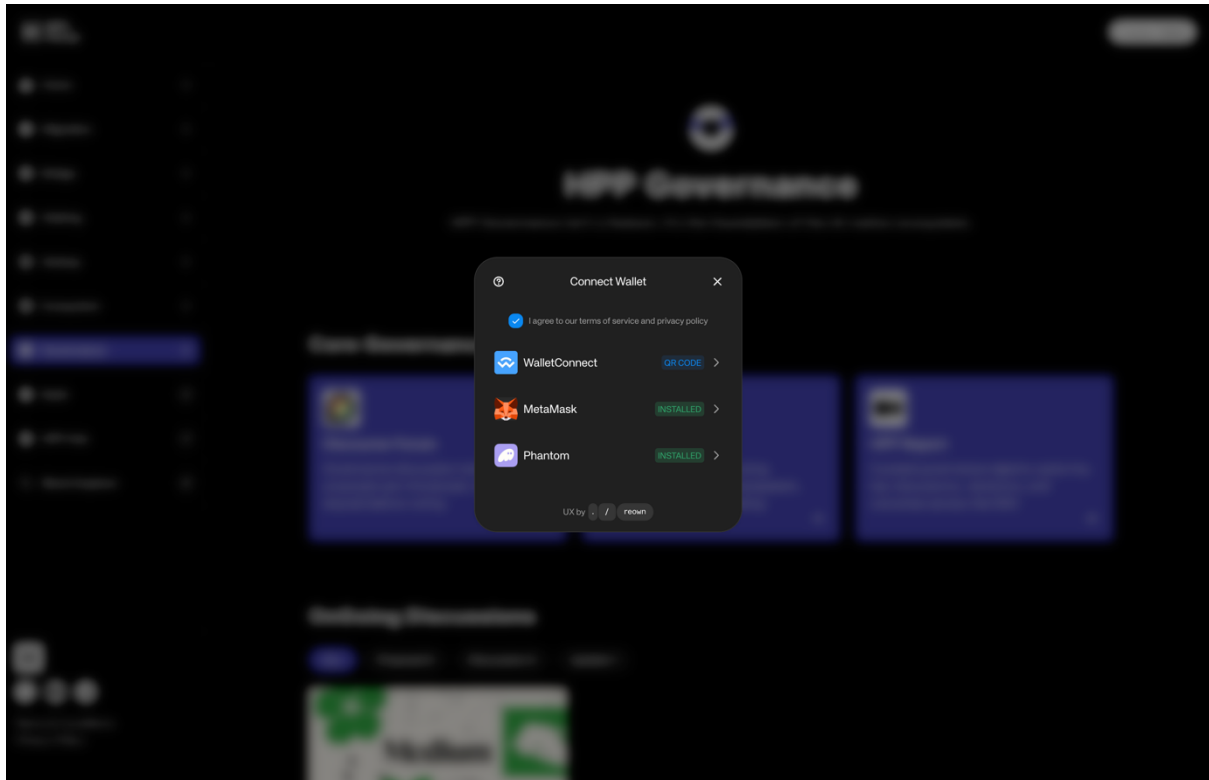


A. Before You Start

Before participating in HPP DAO, make sure the following items are ready.

1) Wallet and basic setup

- Use an EVM-compatible wallet
- Connect your wallet to the HPP Portal
- Make sure you can access the HPP ecosystem normally



2) Understand the governance flow

HPP DAO participation follows the structure below:

- [Forum Layer](#): Community discussion and idea development
- [Voting Layer](#): Formal governance decision-making
- [HPP Report](#): Result sharing and follow-up updates

This means governance participation does not begin with voting. It begins with reading, discussing, and refining ideas in the Forum.

3) Check whether you are eligible to vote

Voting eligibility may require HPP staking

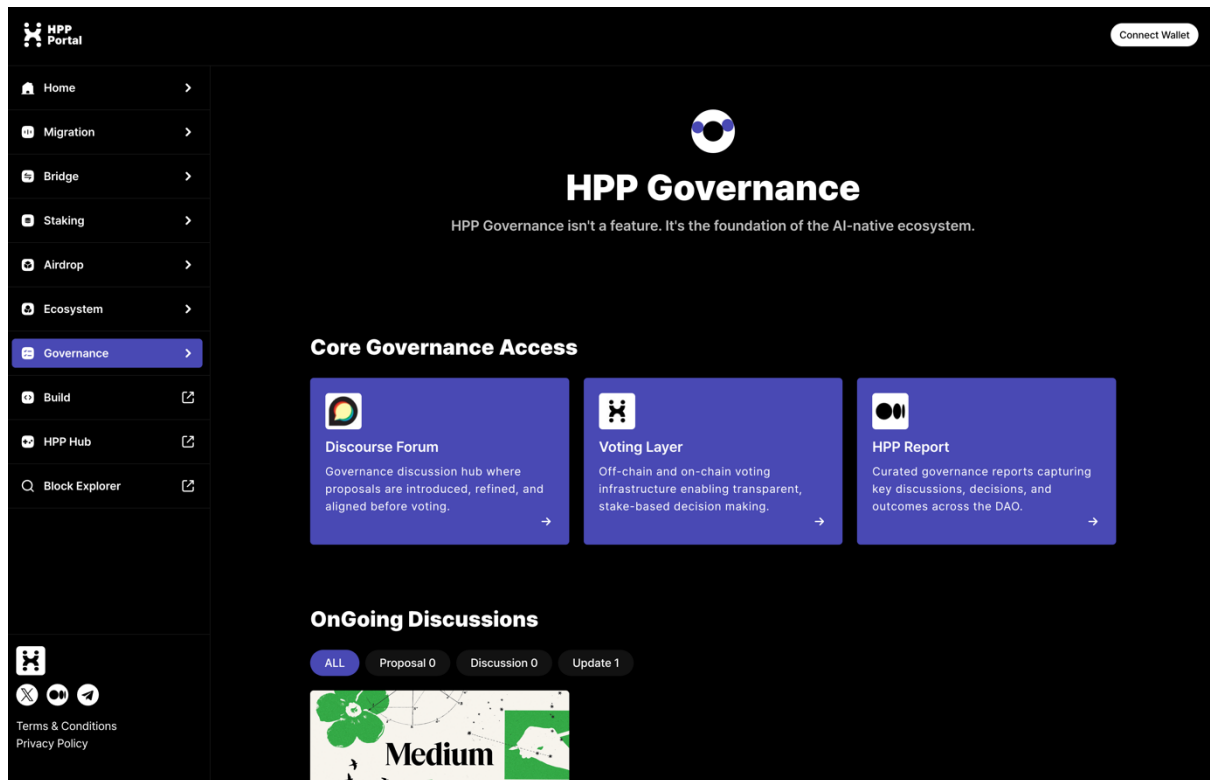
- Voting eligibility may require HPP staking
- Voting power may be based on the amount of Staked HPP

If you are not yet eligible to vote, you can still participate in Forum discussions and follow governance updates.

B. Access the HPP DAO Entry Points

Step 1. Open the HPP Portal

- Go to the [official HPP Portal](#)
- Confirm that you are using the correct official link
- Navigate to the Governance section



Step 2. Review the official DAO channels

You should become familiar with the following channels before participating:

- [HPP Portal](#)
 - Main entry point for governance access
- [HPP Forum](#)
 - Space for community discussion and proposal development
- [Voting Layer](#)
 - Space where formal votes are conducted
- [HPP Report](#)
 - Space where governance results and follow-up reports are published

C. Join the Forum Layer

Why you must do this

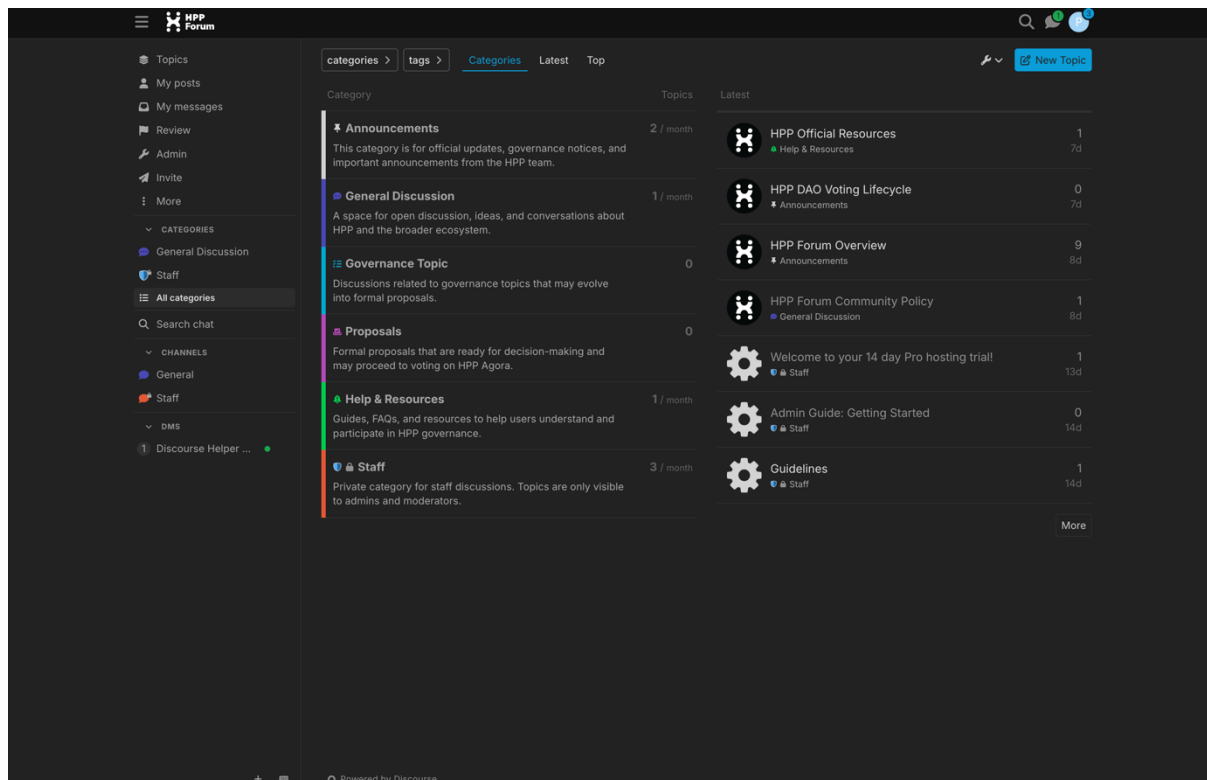
You should become familiar with the following

The Forum Layer is where governance begins.

Before a proposal reaches the Voting Layer, it should first be discussed, refined, and challenged in the Forum.

Step 3. Open the HPP Forum

- Navigate from the HPP Portal to the [HPP Forum](#)
- Sign up or log in
- Review the Forum structure before posting



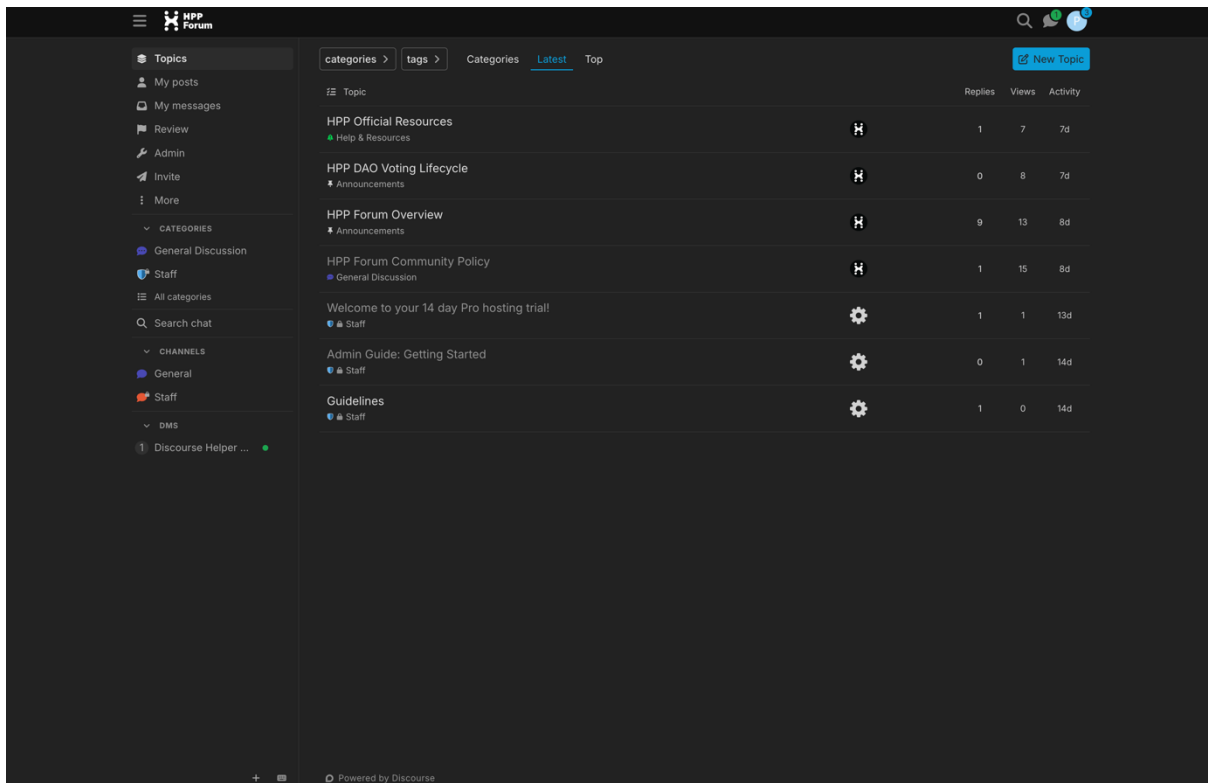
Step 4. Understand the Forum categories

The Forum is expected to follow a structured discussion flow such as:

- General Discussion
 - Early-stage ideas and open community conversations
- Governance Topic
 - More structured discussions with clearer governance relevance
- Proposal
 - Finalized topics prepared for formal voting

You do not need to start with a formal proposal.

Most participation begins by reading existing discussions or commenting on active topics.



Step 5. Participate in discussion

You can contribute in the following ways:

- Read active governance discussions
- Leave comments on ongoing topics
- Ask clarifying questions
- Suggest improvements to an idea
- Create a new topic if you have a relevant ecosystem proposal

When posting, it is recommended to:

- Use a clear and specific title
- State the issue or opportunity clearly
- Explain why the topic matters to HPP
- Suggest a realistic direction or solution
- Keep the discussion constructive and evidence-based

D. Move from Discussion to Proposal

Step 6. Track when a topic becomes governance-ready

A topic may advance toward the Voting Layer when:

- Community discussion has taken place sufficiently

- The topic is relevant to ecosystem governance
- The proposal structure is clear enough for review
- The expected impact has been considered

Not every Forum post becomes a proposal.

The Forum is intended to improve proposal quality before formal voting begins.

Step 7. Review the final proposal

Before a proposal enters voting, participants should review:

- What is being proposed
- Why it is being proposed
- What impact it may have on the ecosystem
- Whether the scope and execution are reasonable

The screenshot displays the HPP Agora interface for a proposal titled "HPP Community Contributor Incentive Program". The interface is divided into several sections:

- Navigation Sidebar (Left):** Includes "GOVERNANCE" with a "Proposals" button, "Create Proposal", "My Votes", and "DAO Docs".
- Proposal Header:** Shows "Overview" and "Votes" tabs, an "Active" status, and the author "0xF2223adFA...E468" (23d ago · #67746).
- Proposal Content:**
 - Purpose:** HPP ecosystem community contributors will be systematically recognized and rewarded through the establishment of an official program.
 - Contribution Types & Rewards:**
 - Development Contributions:** Core protocol PR merges: 10,000 ~ 100,000 HPP per merge; Ecosystem DApp development: Project-based grant review.
 - Documentation & Translation:** Official document translation (per language): 5,000 HPP; Technical blog posts: 1,000 ~ 5,000 HPP per post.
 - Community Management:** Monthly outstanding community manager: 3,000 HPP; Bug bounty: 1,000 ~ 500,000 HPP based on severity.
 - Operations:** Formation of a community contribution committee (7 members); Monthly public report on contribution status; Quarterly budget renewal via DAO vote.
 - Annual Budget:** (Section header)
- Voting Section (Right):**
 - Cast Your Vote:** Buttons for "For", "Against", "Abstain", and a "Submit Vote" button.
 - Results:**

For	32 83%
Against	23 12%
Abstain	0 0%
 - Quorum:** Pending (300 / 1.0K)
 - Your Voting Power:** 900 HPP
 - Reward Management:** Start

E. Participate in the Voting Layer

Why this stage matters

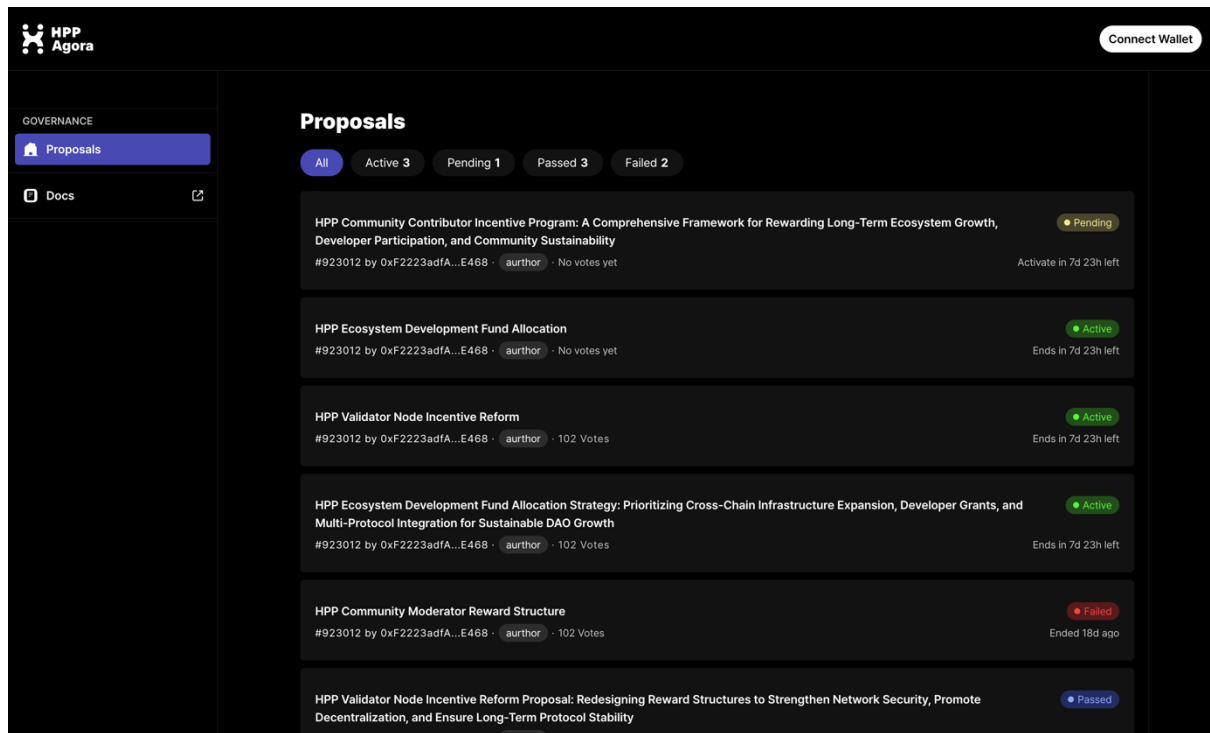
The Voting Layer is where governance decisions are formally made.

Voting should be based on prior Forum discussions, not isolated participation.

Step 8. Open the Voting Layer

- Go to the official Voting interface through the HPP Portal

- Review active and upcoming proposals
- Check the voting period and deadline



Step 9. Confirm your voting eligibility

Before voting, check:

- Whether the proposal is currently open for voting
- Whether your wallet is connected correctly
- Whether you meet the staking or governance participation requirements
- Whether your voting power is displayed correctly

If voting power is not shown as expected, re-check wallet connection, staking status, and portal conditions.

Step 10. Review proposal details carefully

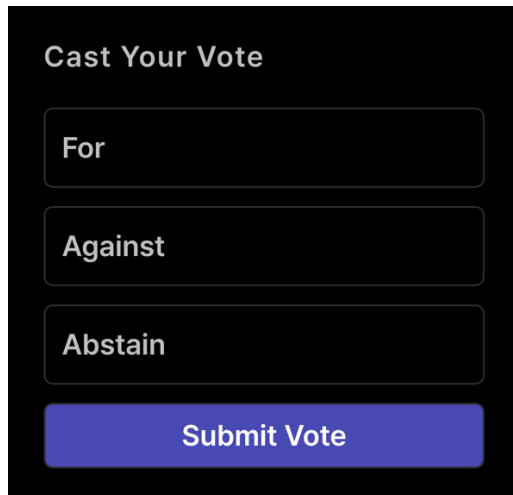
Before casting a vote, confirm:

- Proposal summary
- Voting options
- Voting deadline
- Quorum requirement, if displayed
- Passing threshold, if displayed

Participants are expected to vote based on informed review rather than headline-only participation.

Step 11. Cast your vote

- Select your preferred voting option
- Confirm the vote submission
- Wait for confirmation that your vote has been recorded



The image shows a dark-themed interface for casting a vote. At the top, the text "Cast Your Vote" is displayed in white. Below this, there are three rounded rectangular buttons stacked vertically, each containing a voting option in white text: "For", "Against", and "Abstain". At the bottom of the interface is a larger, blue button with the text "Submit Vote" in white.

Step 12. Verify the result status

After voting, check:


- Whether your vote was successfully submitted
- Whether the proposal is still active or closed
- Whether quorum was reached
- Whether the proposal passed or did not pass

F. Check the Governance Result

Step 13. Review final outcomes on HPP Report

After the voting process concludes:

- Visit the official HPP Report
- Review the HPP Report or governance result post
- Confirm the final decision and follow-up actions



What you should expect to find

Governance reports may include:

- Proposal summary
- Voting result
- Participation data
- Final decision
- Execution status or next steps

This stage is important because governance does not end when voting closes.

The outcome should be documented and communicated clearly.

G. Situational Guide

Situation 1: I am new to HPP DAO and just want to observe

Goal: Understand the governance flow before participating

Do this:

1. Open the HPP Portal
2. Review the official DAO links
3. Visit the Forum and read active discussions
4. Visit the Voting Layer and review active proposals
5. Check HPP Report for past governance reports

Done when:

- You understand how discussion, voting, and reporting are connected

Situation 2: I want to join discussions but I am not ready to vote

Goal: Participate in governance without formal voting yet

Do this:

1. Open the HPP Forum
2. Sign up or log in
3. Read current Governance Topics
4. Comment on active discussions
5. Share questions, feedback, or alternative ideas

Done when:

- You are actively participating in Forum discussions

Situation 3: I want to submit a governance-related idea

Goal: Start a discussion that may develop into a proposal

Do this:

1. Check whether a similar topic already exists
2. Create a post in the appropriate Forum category
3. Define the issue clearly
4. Explain why it matters to HPP
5. Respond to community feedback and refine the topic

Done when:

- Your idea has entered structured community discussion

Situation 4: I want to vote on an active proposal

Goal: Complete formal governance participation

Do this:

1. Open the Voting Layer
2. Connect your wallet
3. Confirm your voting eligibility
4. Review the proposal details
5. Cast your vote before the deadline
6. Check the result after the voting period ends

Done when:

- Your vote is recorded and the proposal outcome is visible

Situation 5: I missed the discussion or vote

Goal: Catch up on governance activity afterward

Do this:

1. Visit the proposal page in the Voting Layer
2. Review the discussion history in the Forum
3. Read the final HPP Report
4. Check whether follow-up actions or future discussions are planned

Done when:

- You understand both the decision and its outcome

H. Troubleshooting

“I do not know where to begin”

- Start from the HPP Portal
- Follow the path from Portal to Forum, Voting, and Report
- Read first, then participate gradually

“I can read the Forum, but I am not sure where to post”

- Start in the most general discussion category
- Avoid posting a formal proposal before discussion has developed
- Review similar posts before creating a new one

“I cannot vote”

- Check whether the proposal is currently active
- Confirm wallet connection
- Confirm staking or voting eligibility conditions
- Re-check whether your voting power is recognized correctly

“I voted, but I do not know what happened next”

- Check the proposal result in the Voting Layer
- Review the final governance report
- Follow any execution or follow-up announcement linked from the report

I. Safety Rules

- Use the official HPP Portal as your primary entry point
- Double-check that you are using official Forum, Voting, and Report links
- Read proposal details before participating
- Do not treat voting as a substitute for discussion
- Start by observing a few governance cycles if this is your first time

J. Final Note

HPP DAO participation follows a simple sequence:

1. Enter through the HPP Portal
2. Join the discussion in the Forum
3. Participate in governance decisions in the Voting Layer
4. Review final outcomes through HPP Report

This structure is intended to make governance more transparent, informed, and accessible for all ecosystem participants.